

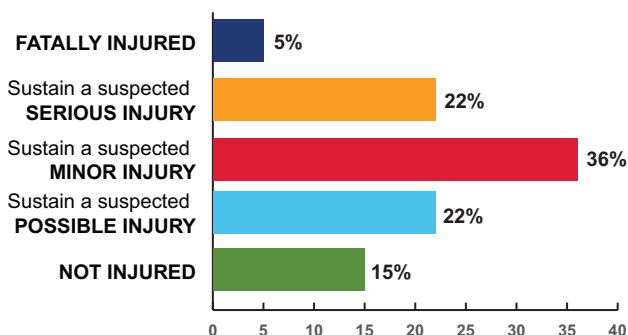
# MOTORCYCLE FACTS: MV, INTERSECTION, AND REAR-END CRASHES (2015–2020)\*



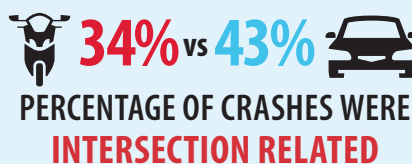
## TEXAS MOTORCYCLE INTERSECTION AND MULTI-VEHICLE CRASHES

### INTERSECTION AND MULTI-VEHICLE CRASHES


#### Average Percentage of Crash **SEVERITY**



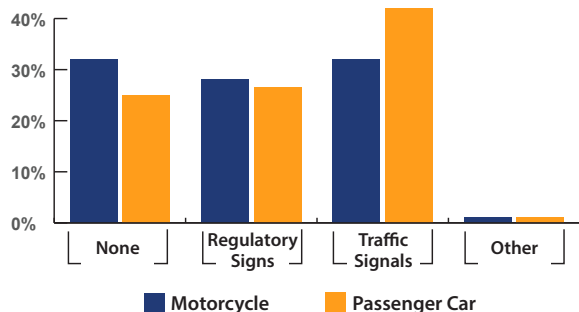
#### OF MULTI-VEHICLE CRASHES,



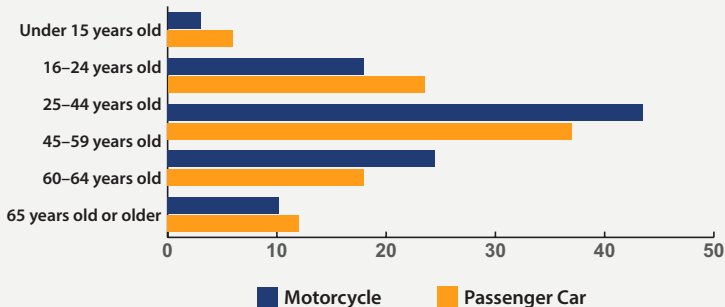
PERCENTAGE OF CRASHES AT INTERSECTIONS OCCURRING **IN DARK CONDITIONS**



### Intersection crashes by **TRAFFIC CONTROL**



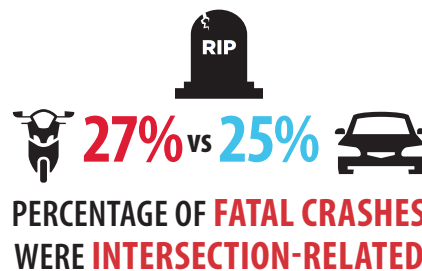
### Intersection Crashes by **AGE**



### MC Intersection Crashes by **CRASH TYPE**

CRASH TYPE	FREQ.	%
One Motor Vehicle - Going Straight	3,226	20%
Angle - Both Going Straight	2,891	18%
Opposite Direction - One Straight and One Left Turn	2,863	17%
Same Direction - One Straight and One Stopped	1,723	11%
Angle - One Straight and One Left Turn	1,268	8%
<b>TOTAL</b>	<b>16,420</b>	

#### OF MULTI-VEHICLE CRASHES,



#### \*Data Sources:

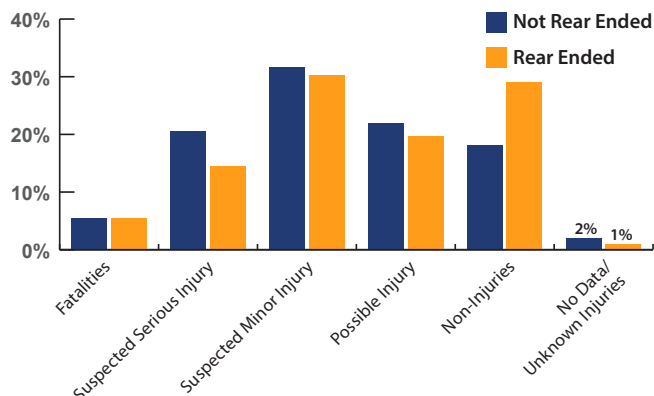
1. Texas Department of Transportation. Crash Records Information System. 2015–2020.
2. National Highway Traffic Safety Administration. Fatality Analysis Reporting System. 2015–2019.

# MOTORCYCLE FACTS: MV, INTERSECTION, AND REAR-END CRASHES (2015–2020)\*

## TEXAS REAR-END CRASHES

### REAR-END CRASHES, 2019

When the MC rear-ended other vehicle the following contributing factors were assigned:



In 2019, **907 MOTORCYCLES** were involved in **REAR-END CRASHES**.



**65%** Percentage of MC Operators Rear-Ended Another Vehicle



**35%** Percentage of the Motorcycles were Rear-Ended

When the MC rear-ended other vehicle the following contributing factors were assigned:

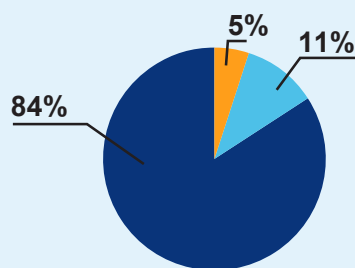
**54% FAILURE TO CONTROL SPEED**

**12% DRIVER INATTENTION**

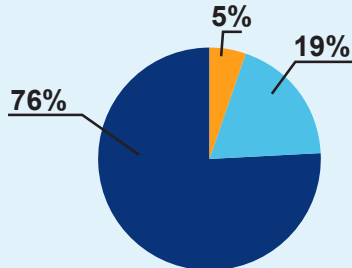
**12% FOLLOWED TOO CLOSELY**

Percentage of Motorcycles by Intersection Relation and Rear End Classification, 2019.

#### NOT REAR ENDED



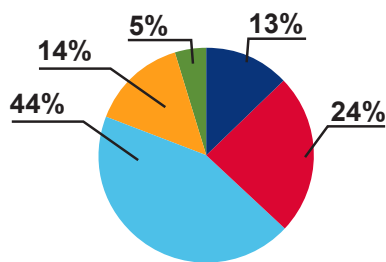
#### REAR ENDED



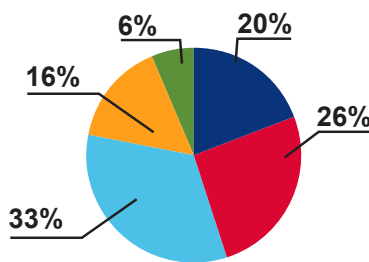
Legend: Driveway Access (Orange), Intersection Related (Light Blue), Non-Intersection (Dark Blue)

Percentage of Motorcycle Operators by Speed Limit Group and Rear End Classification, 2019

#### NOT REAR ENDED

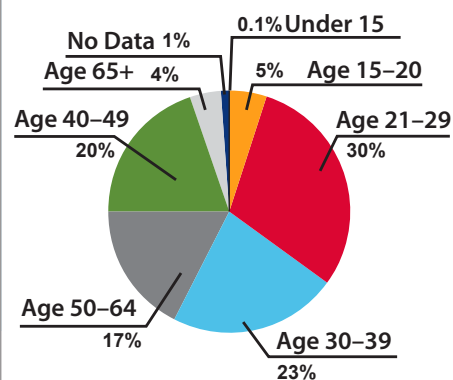


#### REAR ENDED



Legend: 35 mph or less (Dark Blue), 40-50 mph (Orange), 55-65 mph (Red), 70 mph or higher (Light Blue), Unknown (Green)

Percentage of Motorcycle Operators by Age Group involved in a Rear End Crash, 2019.



OF MULTI-VEHICLE CRASHES,



**65%** of **MALE** operators in rear-end crashes,

**58%** of **FEMALE** operators in rear-end crashes,

**REAR-ENDED THE OTHER VEHICLE**

TTI.CTS21110.8409.0921