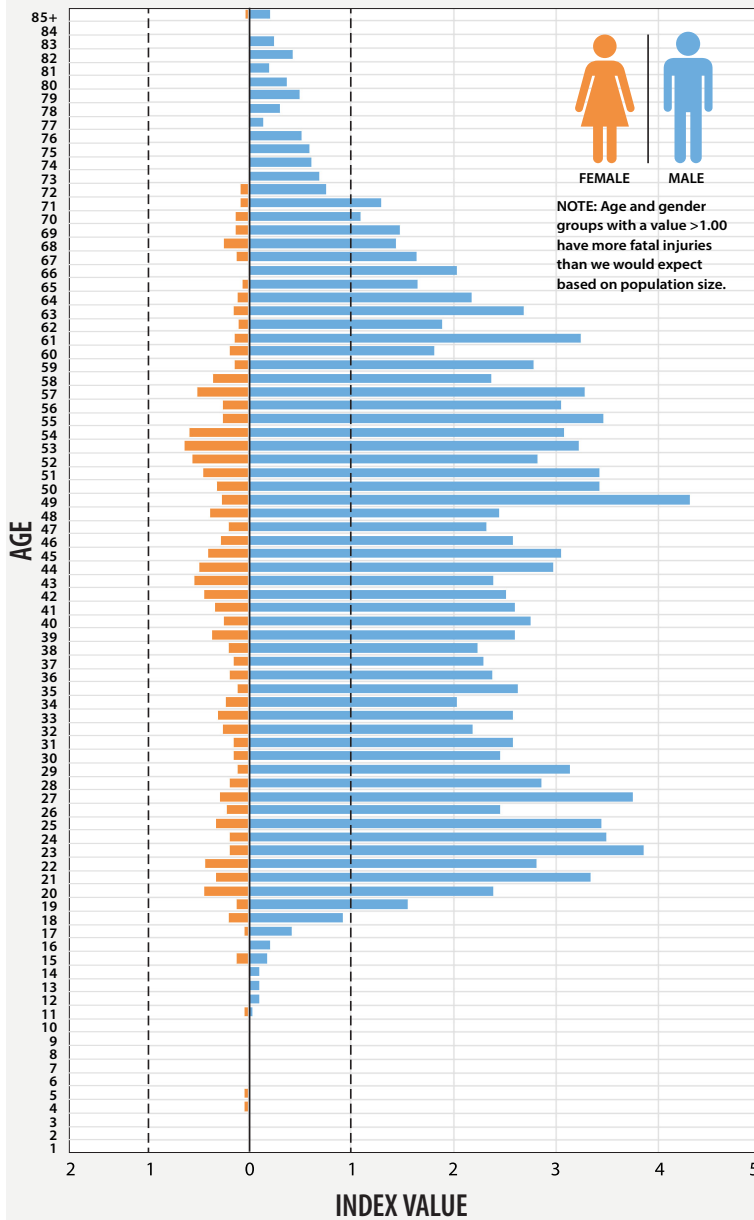


MOTORCYCLE FACTS – RIDER FACTORS (2010-2017)



Proportion of Motorcycle Riders with Fatal Injuries Relative to the Proportion of the Population by Age and Gender

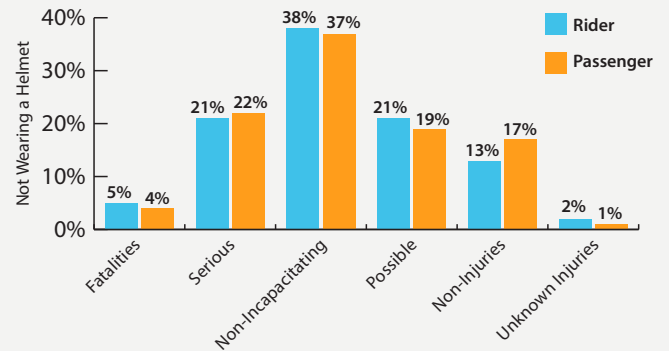


93% of all operators were male

84% of all passengers were female

9% of crashes involved motorcycle passenger

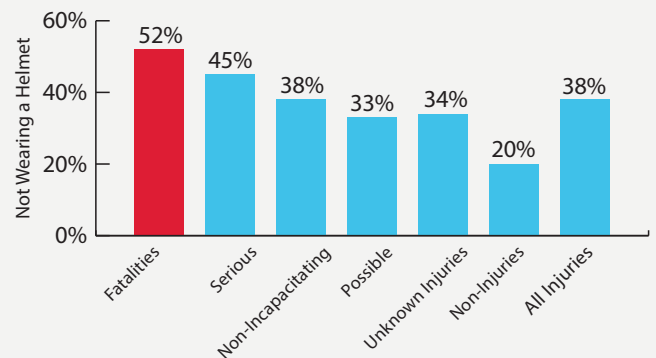
INJURY SEVERITY AND PASSENGER VS DRIVER



41% of fatal operators have no "M" license certification or were unlicensed compared to **31%** of those with no injury



52% of the motorcycle riders killed were not wearing a helmet



MOTORCYCLE FACTS – RIDER FACTORS (2010-2017)


IMPAIRMENT AND SEVERITY

27% of riders involved in an impaired driving crash were killed

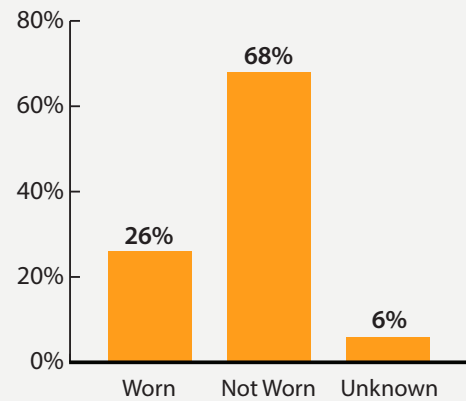


AS COMPARED TO


5% of riders involved in all crashes



RIDER IMPAIRMENT AND HELMET USE



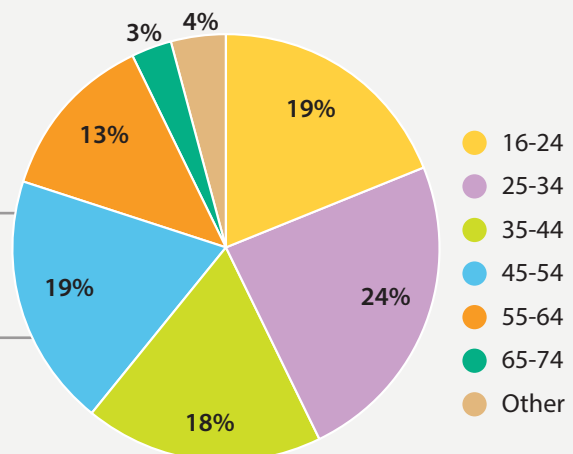
RIDER INJURY



*2% Unknown

- 5% Killed
- 14 % Not Injured
- 21% Possible Injury
- 21% Suspected Serious Injury
- 38% Non-Incapacitating Injury

RIDER AGE



1. Serious injuries or crashes are defined by TxDOT as suspected serious injuries (formerly incapacitating injuries).
2. Riders refers to operators and passengers unless otherwise specified.
3. Data are based on Texas Peace Officer crash reports (CR-3) as of May 21, 2018.