



4

FAMILY FEUD FAMILY FEUD FAMILY FEUD FAMILY FEUD FAMILY FEUD



FAMILY FEUD FAMILY FEUD FAMILY FEUD FAMILY FEUD FAMILY FEUD

Round 1

XXX



TEAM 1

TEAM 2

Spiders 31%


Dogs 13%

Public Speaking 26%

Thunder/Lightning 10%

Snakes 22%

Germs 13%



SHOW QUESTION

HIDE QUESTION



Fear	Americans who fear it	Deaths in U.S. (per year)
Spiders	31%	~0
Public Speaking	26%	~0
Snakes	22%	~2.5
Germs	13%	Lots (for some germs)
Dogs	13%	30-50
Lightning	10%	27
Motorcycles	?	~5000

Round 2

XXX



TEAM 1

TEAM 2

Thailand 87%


China 60%

Vietnam 86%

India 47%

Indonesia 85%

Malaysia 83%



SHOW QUESTION

HIDE QUESTION



Win



Lose



Cheer



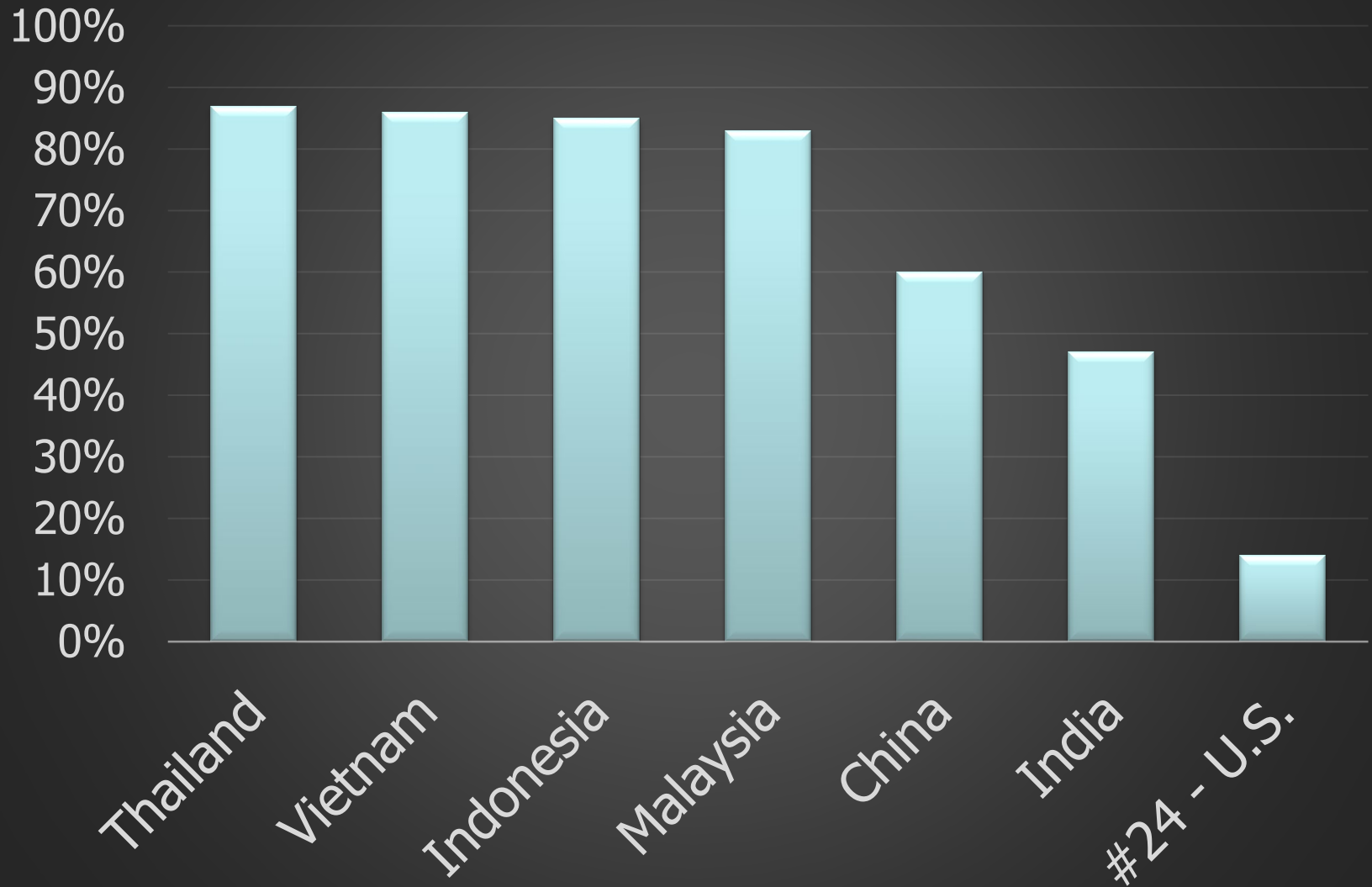
Boo

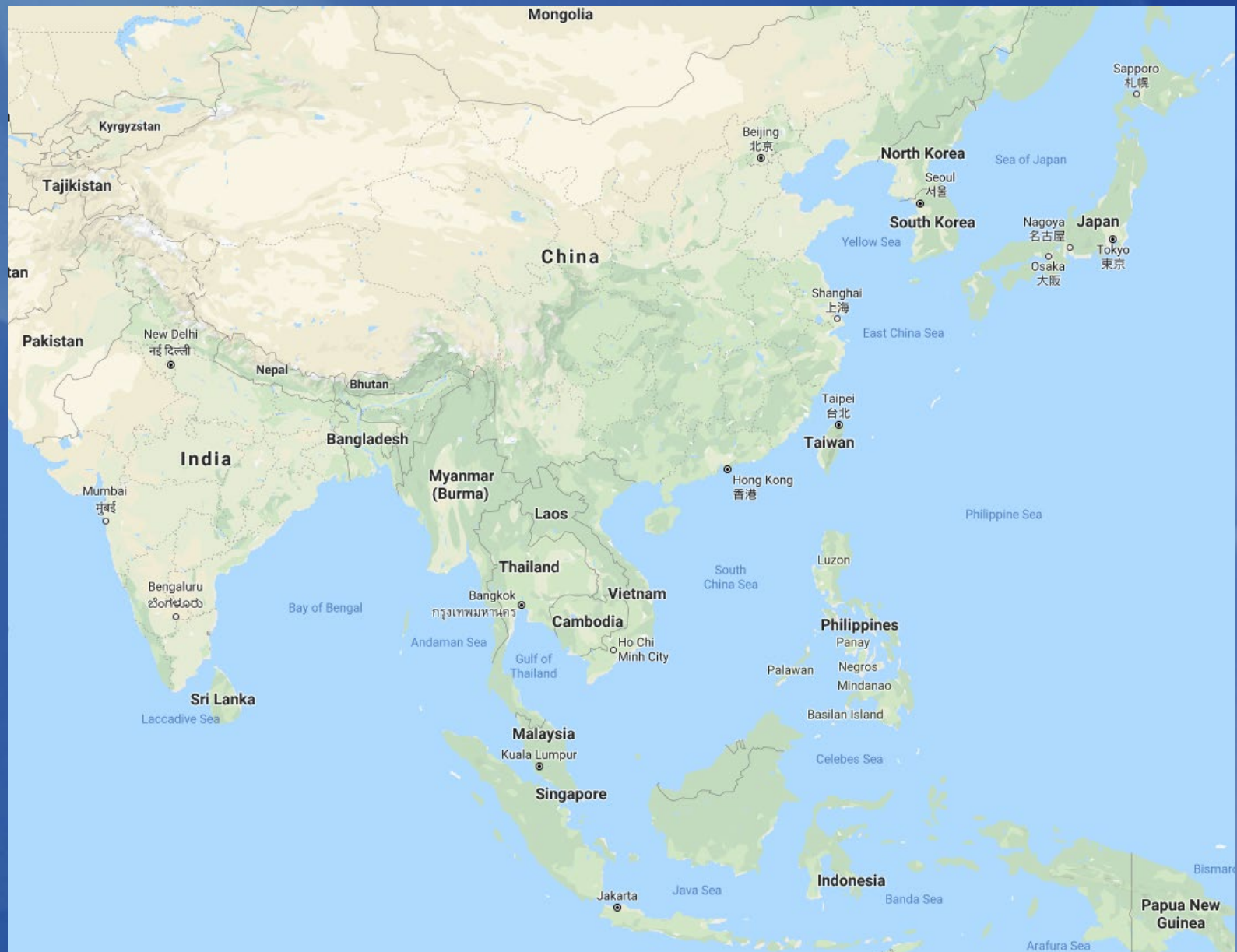


Silence



% Households with Motorcycles





Round 3

XXX



TEAM 1

TEAM 2

California

843K

Pennsylvania

377K

Florida

586K

Texas

365K

Ohio

410K

Illinois

334K

New York

392K

Wisconsin

325K

SHOW
QUESTION

HIDE
QUESTION



Win



Lose



Cheer



Boo



Silence



Round 4

XXX



TEAM 1

TEAM 2

Florida	504
---------	-----

Arizona	165
---------	-----

Texas	491
-------	-----


--	--

California	406
------------	-----

--	--

Pennsylvania	184
--------------	-----

--	--



SHOW QUESTION

HIDE QUESTION



Win



Lose



Cheer



Boo



Silence



Round 5

XXX



TEAM 1

TEAM 2


Harris (Houston) 1369

Travis (Austin) 566

Dallas 973

Tarrant (Ft. W) 914

Bexar (San Ant.) 666



SHOW QUESTION

HIDE QUESTION

Win

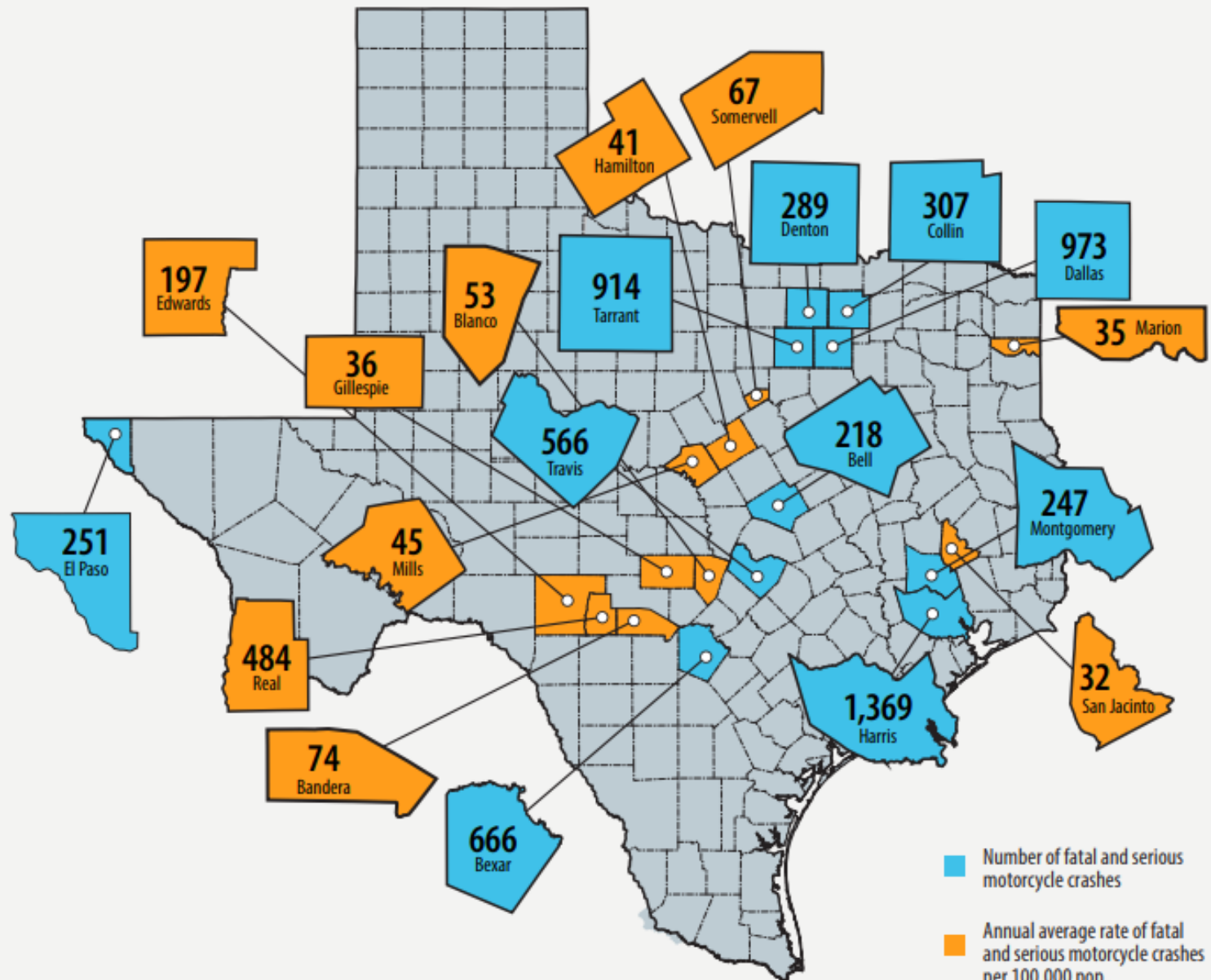
Lose

Cheer

Boo

Silence

TOP COUNTIES FATAL AND SERIOUS MOTORCYCLE CRASHES, 2012-2016



1. Serious injuries or crashes are defined by TxDOT as suspected serious injuries (formerly incapacitating injuries).
2. Riders refers to operators and passengers unless otherwise specified.
3. Data are based on Texas Peace Officer crash reports (CR-3) as of May 21, 2018.

Round 6

XXX



TEAM 1

TEAM 2

Intersections 18%

Deer 9%

Other Drivers 17%

Curves 9%

Gravel/Sand 14%

Wet Pavement 7%

Rear-end Crashes 10%

Head-on Crashes 4%

SHOW
QUESTION

HIDE
QUESTION



Round 7

XXX



TEAM 1

TEAM 2

Run Off Road 36%

Rear-End 9%

Head-On 17%

**Same-Direction
(Not rear-end) 9%**

Turning 15%

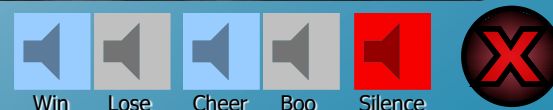
Animal 2%

Misc. MC-Only 12%



SHOW
QUESTION

HIDE
QUESTION



Round 8

XXX



TEAM 1

TEAM 2

Dry Road

95%

Other

0.5%

**Wet
Pavement**

3%

Unknown

0.3%

Sand/Mud/Dirt

0.4%

Standing Water

0.2%

SHOW
QUESTION

HIDE
QUESTION



Win



Lose



Cheer



Boo



Silence



Round 9

XXX



TEAM 1

TEAM 2

Straight/Level 56%

Straight/Hillcrest 3%

Curve/Level 19%

Curve/Hillcrest 2%

Straight/Grade 10%

Other 0.3%

Curve/Grade 9%



SHOW
QUESTION

HIDE
QUESTION



Round 10

XXX



TEAM 1

TEAM 2

Harley-Davidson **42%**

Kawasaki **10%**

Honda **16%**

BMW **1%**

Suzuki **13%**

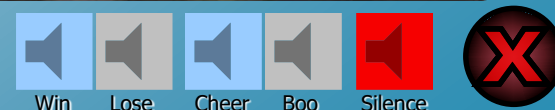
Unknown **0.8%**

Yamaha **11%**

Ducati **0.7%**

SHOW
QUESTION

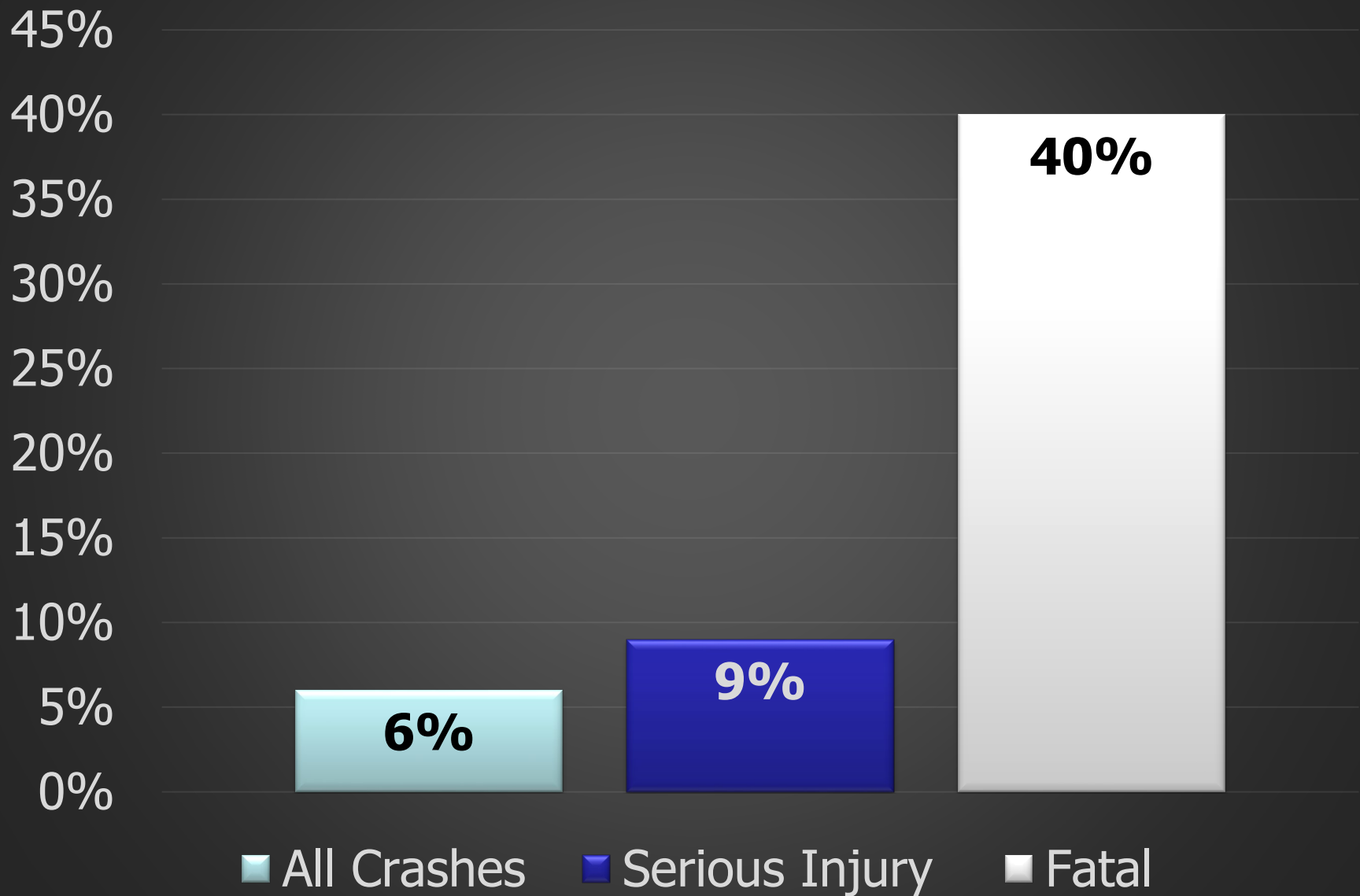
HIDE
QUESTION



Round 11

What percentage of fatal crashes involved an alcohol-impaired rider?

Crashes Involving Alcohol-Impaired Rider

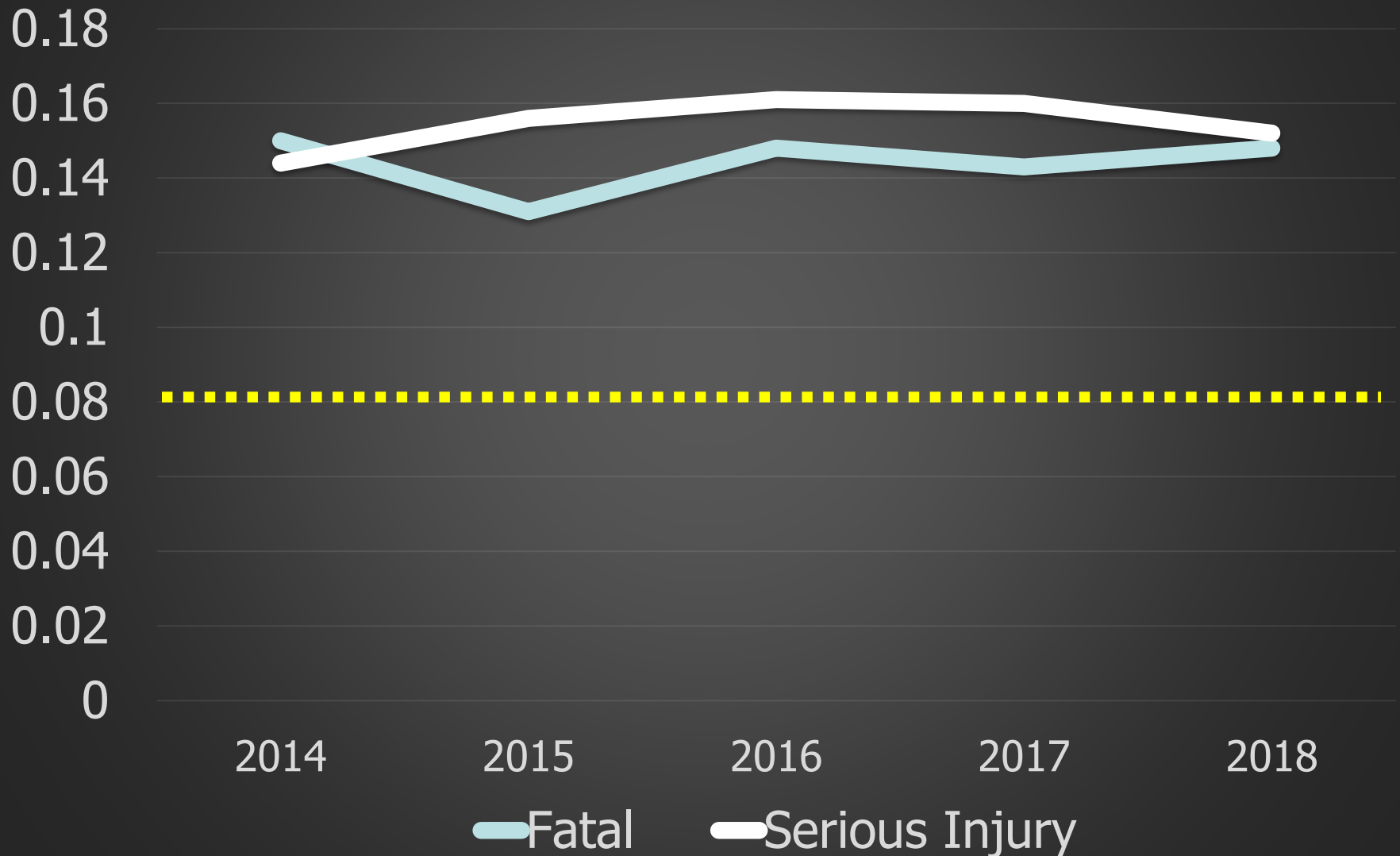


Round 12

In Texas, the legal limit for impairment is a BAC of .08.

What was the average BAC of impaired riders in fatal crashes?

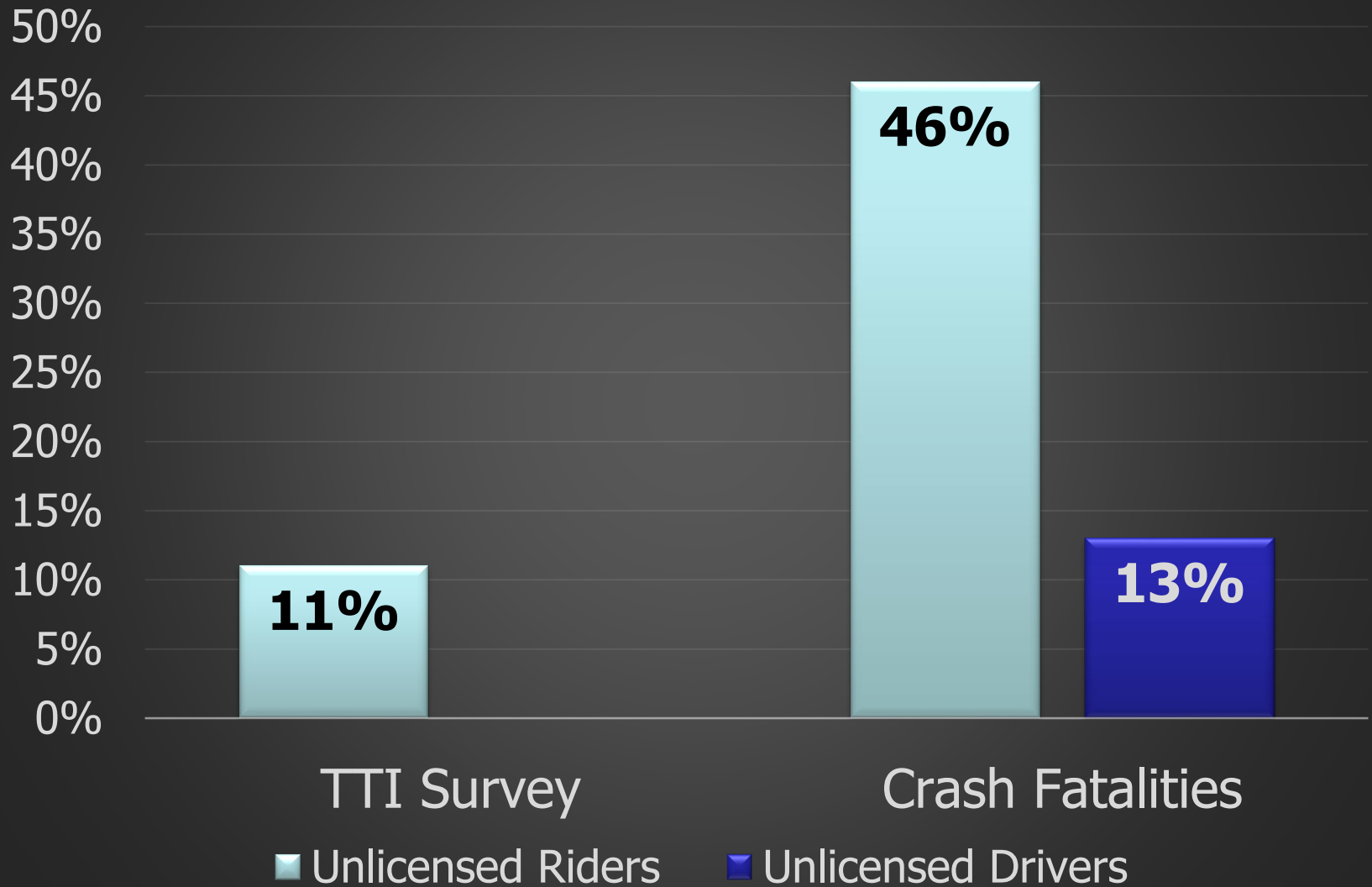
Average BAC of Riders in Fatal and Serious Injury Crashes



Round 13

What percentage of riders in fatal crashes were unlicensed?

Unlicensed Riders and Crashes



Final Scores

Team 1

4

Team 2

4



“We have nothing to fear but fear itself”

Franklin D. Roosevelt

- And the Government
- And the car drivers
- And excessive (too much) Alcohol
- And excessive (too much) speed
- And the curves

We are FAMILY Let's not Feud!

- **Too MANY crashes and fatalities**
- Too LITTLE training can HURT or KILL!
- No such thing as too much PRACTICE!
- Too LITTLE GEAR can HURT or kill! ATGATT
- No such thing as too much PRACTICE!
- Too MUCH SPEED can HURT or KILL!
- No such thing as too much PRACTICE!
- Too MUCH ALCOHOL can HURT or KILL!
- Ride like YOUR LIFE depends on it!

HAVE A GREAT RIDE, BE SAFE !